




EMEC MACHINE TOOLS INC.

ANNUAL JOINT OPEN HOUSE SPECIAL SAVINGS OFFER

**MB20
Aggressive
Pricing:
\$49,500
USD**

At EMEC, we've developed a CNC incentive package that is truly hassle-free. You have orders to fill. You can't wait months on end for machines and accessories. We've got your back! Milltronics CNC machines are ready to ship, have more features, and offer a fast learning curve with the company's intuitive yet powerful control. You'll be up and running in no time.



BONUS UPGRADES ADDED AT NO EXTRA COST: (VALUE OF \$6,500 USD)

- ✓ 8200B - Control Upgrade to Windows Operating System
- ✓ 8GB RAM
- ✓ 32 GB Solid State Hard Drive
- ✓ ChipBoss Trochoidal Milling Cycle
- ✓ Digital Setup Assistance


**NO HIDDEN COSTS!
PRICE INCLUDES: FREIGHT, TRANSFORMER,
HYDRO APPROVAL, INSTALLATION & WARRANTY!**

**PLUS - 3 MONTHS NO PAYMENTS WITH
10% DOWN.***

**FLEXIBLE FINANCING AVAILABLE.
SUBJECT TO CREDIT APPROVAL.***



MILLTRONICS®
HASSLE-FREE CNC




Tool Room Mills



Performance Vertical Machining Centers




Tool Room Combination Lathes



Bridge Mills



Vertical Machining Centers



Extra Power Vertical Machining Centers



Slant Bed CNC Lathes



SPECIFICATIONS:

CAPACITY:

X/Y/Z Travels	40 x 20 x 24" (1015 x 510 x 610 mm)
Quill Travel	6" (150 mm)
Table Size	54 x 16" (1370 x 405 mm)
Allowable Table Load	2500 lbs. (1130 kg)
T-Slot Size	.63" (16 mm)

SPINDLE:

Spindle Gage Line To Table Distance Quill Up	3.75-27.75" (95-705 mm)
Column to Spindle Center	21" (530 mm)
Quill Diameter	4.125" (104 mm)
Spindle Taper	ISO No. 40
Spindle Speed (Low Gear)	60-500 RPM
Spindle Speed (High Gear)	500-4000 RPM
AC Spindle Motor	10/7.5 HP (7.5/5.5 kW)

MOTION:

X/Y/Z Axis Rapid Traverse Rate	500/300 IPM (12/7.6 m/min)
Max. Cutting Feed Rate	300 IPM (7.6 m/min)
Positioning Accuracy	+/- 0.00039" (+/- 0.010 mm)
Repeatability	0.0002" (0.005 mm)
Axis Thrust Force X/Y/Z	3000/4000 lbs. (1360/1800 kg)

GENERAL:

Machine Height	110" (2794 mm)
Floor Space Required (W x D)	129 x 82" (3276.6 x 2083 mm)
Machine Weight	7000 lbs. (3200 kg)
Power Required	23 KVA / 60 amps
Voltage Required	208-240 Volts / 3 Phase

MACHINE STANDARDS:

- Milltronics 8200-B Series CNC control
- Solid Box Way Bed and Column Construction
- Programmable RPM spindle
- X/Y axis metal way cover construction
- Auto lubrication
- CT40
- 10/7.5 HP spindle motor
- 12" LCD color display
- 6" Manual Quill travel
- Spindle load meter
- High Torque 8:1 Back Gear
- 1 GB program storage memory
- Solid model graphic display
- Rigid Tap
- LCD hour meter
- ±45° Head Tilt
- Power Drawbar
- DXF file import
- One year warranty



8200-B CNC

The new standard of control

With its conversational programming, onscreen help, intuitive menus, color graphics and prompted tool settings, the 8200-B CNC helps new operators train faster and become more productive sooner. Shops can choose either conversational, G-code programming, or download tool paths created with a CAM system - whatever is the most efficient way to produce the required part.

CONTROL STANDARDS:

- PC-based 8200-B CNC includes 1 GB parts storage memory
- Enhanced CPU with Block processing speed of 2000 bps with enhanced jerk control and look ahead
- 12" LCD active matrix color display
- Conversational plus G & M code programming including coordinate rotating, scaling, mirror image, thread mill engraving, helical interpolation, auto routines, and user definable macros with trig assist and irregular pocket clearing
- Auto DXF file import
- 3D part and wire frame tool path graphics plus solid modeling graphics
- Management software that allows editing of very large program files at the machine
- Spindle loader meter
- User definable macros with trig assist
- USB connectivity
- MTConnect compliant
- Networking

Distributed By:

